

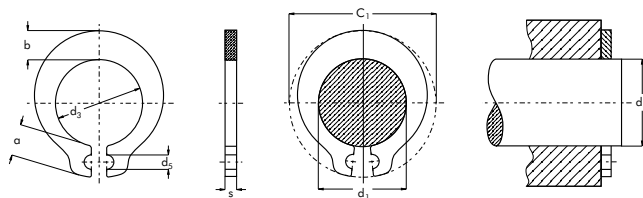


d <sub>1</sub>	M1440 G									D A T A	
		s	d <sub>3</sub>	Δ	a max.	b ≈	d <sub>5</sub> min.	C <sub>1</sub>	 (kg/1000)	H (N)	n <sub>det.</sub> x1000 (rpm)
1.5	G1.5	0.40	1.40	±0.020	1.7	0.7	0.9	4.9	0.013	40	350
2.0	G2.0	0.60	1.90		1.9	1.0	0.9	5.8	0.036	50	260
2.2	G2.2	0.60	2.05	±0.025	1.9	1.1	0.9	6.0	0.038	50	270
2.5	G2.5	0.60	2.35	±0.030	1.9	1.2	0.9	6.3	0.045	60	220
2.8	G2.8	0.60	2.65	±0.035	2.0	1.3	0.9	6.8	0.057	70	190
3.0	G3.0	0.60	2.85	±0.040	2.1	1.4	0.9	7.2	0.065	75	170
3.5	G3.5	0.60	3.30	±0.050	2.3	1.6	1.2	8.1	0.081	90	150
4.0	G4.0	0.80	3.80	±0.060	2.7	1.8	1.2	9.4	0.154	100	125
4.5	G4.5	0.80	4.25	±0.075	2.9	2.0	1.3	10.3	0.173	120	120
5.0	G5.0	0.80	4.75		2.9	2.2	1.3	10.8	0.200	130	100
5.5	G5.5	0.80	5.20	±0.090	3.0	2.2	1.3	11.5	0.216	150	90
6.0	G6.0	1.00	5.70		3.2	2.4	1.4	12.4	0.402	170	81
7.0	G7.0	1.00	6.70		3.4	2.7	1.4	13.8	0.428	180	63
8.0	G8.0	1.00	7.70		3.5	3.0	1.4	15.0	0.524	200	52
9.0	G9.0	1.20	8.65	4.7	3.3	2.0	18.4	0.808	230	46	
10.0	G10.0	1.20	9.65	±0.110	4.7	3.5	2.0	19.4	0.944	250	39
10.5	G10.5	1.20	10.20		4.0	3.8	1.5	18.5	1.100	260	34
11.0	G11.0	1.20	10.60		4.8	4.2	2.0	20.6	1.208	280	37
12.0	G12.0	1.20	11.60		4.8	4.6	2.0	22.6	1.454	300	33
13.0	G13.0	1.20	12.55		5.3	5.0	2.0	23.6	1.750	320	31
13.8	G13.8	1.50	13.30		5.1	5.4	2.2	24.0	2.492	350	30
14.0	G14.0	1.50	13.50	5.1	5.4	2.2	24.2	2.456	350	29	
15.0	G15.0	1.50	14.50	5.1	5.6	2.2	25.2	2.716	400	26	
16.0	G16.0	1.50	15.40	5.6	5.8	2.5	27.2	2.940	500	26	
17.0	G17.0	1.75	16.35	6.0	6.2	2.5	29.0	4.010	600	24	
18.0	G18.0	1.75	17.30	±0.130	6.1	6.6	2.5	30.2	4.460	700	23
20.0	G20.0	1.75	19.30		6.1	7.1	2.5	32.2	5.270	700	20
22.0	G22.0	1.75	21.20		6.6	7.4	2.5	35.2	6.060	750	18
24.0	G24.0	1.75	23.15		6.6	7.8	2.5	36.2	7.000	750	16
25.0	G25.0	1.75	24.15		6.6	8.2	2.5	37.2	7.450	750	15
30.0	G30.0	1.75	29.00		9.0	9.0	2.5	48.0	10.000	750	12

†Pour arbres sans gorge, für Wellen ohne Nut, Para ejes sin ranuras, FOR SHAFTS WITHOUT GROOVES



 <b>Part Number</b> Référence Teile Nummer Referencia de pieza	 <b>Tolerance</b> Tolérance Toleranz Tolerancia	 <b>Weight</b> Masse Gewicht Peso	 <b>Ring</b> Anneau/Circlips Ring Anillo	 <b>Groove</b> Gorge Nut Ranura
--	---	---	--	---



M1440/G



†Colliers d'étranglement cote pouce †Greifringe Zoll-Standard †Anillos de mordaza para ejes tipo 'GR'pulgadas standard †GRIP RINGS INCH STANDARD

d <sub>1</sub>	N1440 NG										D A T A		
		Δ	d <sub>3</sub>	Δ	C <sub>1</sub>	s	Δ	d <sub>5</sub>	Δ	α ≈	 (lbs/1000)	T <sub>c</sub>	
0.079	NG007	±.001	0.074	+.002 -.003	0.24	0.025	±.002	0.034	±.004	0.071	0.08	10	
0.094	NG009		0.089		0.26	0.025		0.034		0.074	0.10	10	
0.118	NG011		0.112		0.29	0.025		0.034		0.081	0.17	15	
0.125	NG012		0.120		0.33	0.025		0.042		0.078	0.24	20	
0.156	NG015		0.149		0.36	0.025		0.042		0.078	0.30	22	
0.187	NG018	±.002	0.180	±.003	0.44	0.035	±.003	0.051	+.010 -.002	0.097	0.55	25	
0.197	NG019		0.187		0.43	0.032		0.051		0.104	0.67	30	
0.236	NG023		0.224		0.50	0.039		0.051		0.098	0.76	35	
0.250	NG025		0.237		0.49	0.035		0.051		0.097	0.74	35	
0.276	NG027		0.264		0.55	0.039		0.064		0.125	1.14	40	
0.313	NG031	±.003	0.297	±.004	0.67	0.042	±.003	0.078	+.015 -.002	0.141	1.39	45	
0.375	NG037		0.353		0.73	0.042		0.078		0.141	1.72	60	
0.437	NG043		0.411		0.82	0.050		0.078		0.151	2.16	60	
0.500	NG050		0.469		0.89	0.050		0.078		0.158	2.19	65	
0.590	NG059		0.570		1.03	0.059		0.078		0.189	5.15	80	
0.625	NG062	±.005	0.592	±.005	1.06	0.062	±.004	0.078		0.180	5.70	85	
0.750	NG075		0.705		1.31	0.062		0.120		0.233	6.88	90	

†Pour arbres sans gorge, für Wellen ohne Nut, Para ejes sin ranuras, FOR SHAFTS WITHOUT GROOVES

 <b>Part Number</b> Référence    Teile Nummer    Referencia de pieza	 <b>Tolerance</b> Tolérance    Toleranz    Tolerancia	 <b>Weight</b> Masse    Gewicht    Peso	 <b>Ring</b> Anneau/Circlips    Ring    Anillo	 <b>Groove</b> Gorge    Nut    Ranura
--	---	---	--	---

